

Part number

CKM 03 RY



Brief description:

male insert, 3 poles + PE, screw terminal connections, 10A, 250V, 4kV, 3, silver plated, size "21.21" 180 °C, CLASS insert series

Product description		Approvals / Standards	
Model	male insert	Reference standard	EN 61984 (2001-11)
Version	screw terminal connections	Quality mark	, EAC
Series	CK	Conformity	CQC, CE
Product type	with female contacts	General ordering information	
Style	for applications up to 180° C	EAN13 code	8015747028264
Family	CLASS inserts	Tariff number	85369095
Size	size "21.21" 180°C	Country of origin	Made in EU (IT)
N. of poles	3 poles +	ETIM classification	EC000438
Technical data		Packaging Information	
Current	10 A (A.C. and D.C.)	Packaging length	210,00 mm
Voltage	230 - 400 V	Packaging height	200,00 mm
Rated impulse withstand voltage	4kV	Packaging width	130,00 mm
Pollution degree	3	Packaging weight	3,15 kg
Wire cross-section	0,75 mm ² - 2,50 mm ²	Packaging volume	5,46 dm ³
AWG size	18 - 14	Packaging description	Carton box
Operating temperature range (min, max)	-40°C ... +180°C	Packaging quantity	200 Pcs
Contacts material	Brass	Packaging EAN code	8015747028271
Contact type	silver plated	Sub-packaging weight	0,63 kg
Mating cycles	≥ 500	Sub-packaging description	Carton Box
IP degree of protection	IP20 without enclosure, IP44 with enclosure	Sub-packaging quantity	40 Pcs
PE connection type	Screw	Sub-packaging EAN barcode	8015747028288
PE terminal stripping length	6 mm		
Tightening torque for PE connection	M3: 0,5 Nm; 4,4 lb.in (0,5x3mm)		
Further technical details			
Characteristics according to EN 61984	10A 230/400V 4kV 3; 10A 400/690V 4kV 2		
Insulation resistance	≥ 10 GΩ		
Contact resistance	≤ 1 mΩ		
Rated voltage according to UL/CSA	600V		
UL 94 flammability rating	V-0		
Main contacts stripping length	6 mm		
Torque for main contact	M3: 0.5 Nm; 4.4 lb.in (0.5x3 mm)		
Tightening torque for fixing screws	M3: 0.5 Nm; 4.4 lb.in (0.5x3 mm)		
Weight	16,00 g		

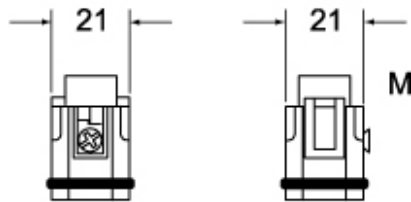
Part number

CKM 03 RY

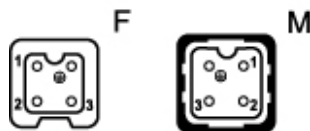


Catalogue drawings

CKM 03 (N)

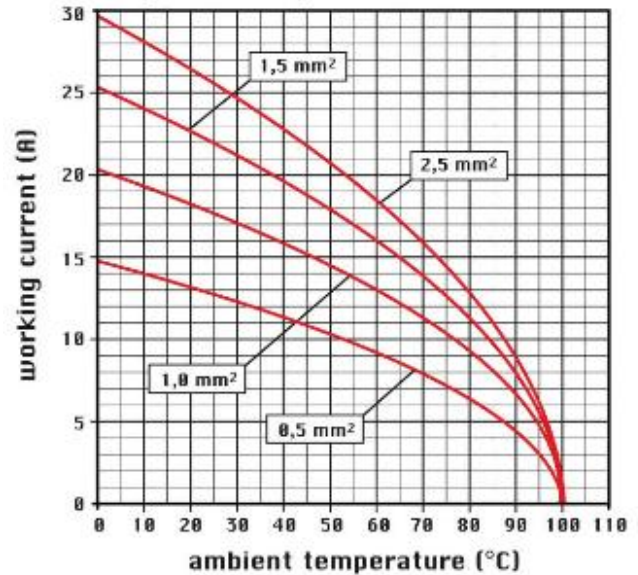


CKF 03 (N)



Catalogue drawings

diagram CK 03 poles



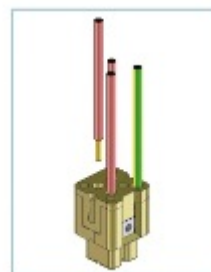
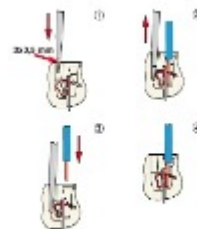
Notes

CK...RY

- characteristics according to EN 61984:
10A 250V 4kV 3
10A 230/400V 4kV 2
- insulation resistance: = 10 GO
- ambient temperature limit: -40 °C ... +180 °C
- are made of self-extinguishing thermoplastic resin UL 94 V0
- mechanical life: = 500 cycles
- contact resistance: = 1 mΩ
- for maximum current load, see the following load curves inserts
- inserts for connectors with the following sections:
0.75 - 2.5 mm² - AWG 18 - 14
- conductors stripping length: 6 mm
- terminal screw torque: 0.5 Nm

Enclosures:CKAR/MKAR

The female inserts can be mounted into the straight bulkhead housings CK I from the rear



Rear top entry of wires for a more easier wiring.

Spring terminal connections